

## Data sheet

Patch cord Cat.6<sub>A</sub> AWG 26 10.0 m black

Page 1/6

P/N

130845A000-E

EAN 4250184133735

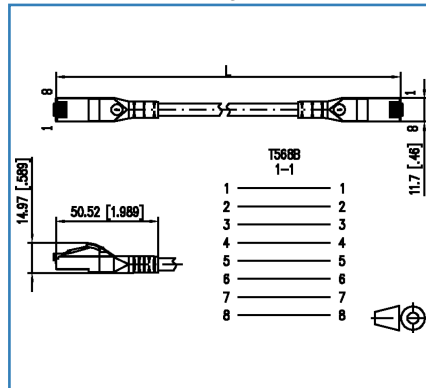
2019/09/17

Version: AI

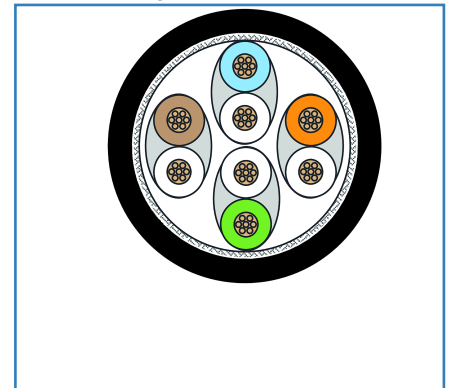
### Illustrations



Dimensional drawing



Principle diagram



See enlarged drawings at the end of document



### Product specification

- especially suitable for shielded and unshielded class E<sub>A</sub> systems
- fully shielded Cat.6<sub>A</sub> patch cord AWG 26/7
- two shielded RJ45 connectors; 1:1 assignment
- cable type: S/FTP 4x2xAWG 26/7 PIMF
- cable sheath: LSHF (LSOH), halogen free
- component testing for Cat.6<sub>A</sub> acc. to ISO/IEC 11801-1 and IEC 61935-2, certified to GHMT
- class E<sub>A</sub> Link up to 500 MHz to ISO/IEC 11801-1, DIN EN 50173-1
- suitable for 10 GBit Ethernet (IEEE 802.3an) and Remote Powering (PoE, PoE plus and UPoE) and HDBaseT
- snagless boot with integrated lever protection
- colors may differ slightly due to different protection lots



### Technical Data

#### General Data

Fields of application

Structured building cabling, Office  
Data center

Design patch cord

Shielding shielded

Transmission technology Copper

Cable Type S/FTP

Number of twisting elements 4

Twisting element Pair

Wiring 1 - 1

Color black

Dimensions

Dimension - Interface 1 (L x W x H) 50.52 mm x 11.7 mm x 14.97 mm

Dimension - Interface 1 (L x W x H) 1.989 in. x 0.461 in. x 0.589 in.

Dimension - Interface 2 (L x W x H) 50.52 mm x 11.7 mm x 14.97 mm

Dimension - Interface 2 (L x W x H) 1.989 in. x 0.461 in. x 0.589 in.

Cable length (m) 10 m

Cable length (ft) 32.81 ft

Marking option by cable boot

#### Transmission characteristics

Category (ISO) 6<sub>A</sub>

Class (ISO/IEC) E<sub>A</sub>

Category (TIA) 6A

Remote Powering yes

PoE IEEE 802.3af

PoE plus IEEE 802.3at

UPoE yes

HDBaseT yes

Transmission rate up to 10 GBit IEEE 802.3an



### Technical Data

#### Connections/interfaces

Connector technology interface 1	RJ45 plug
Connector technology interface 2	RJ45 plug
Number of ports interface 1	1
Number of ports interface 2	1
Number of equipped ports interface 1	1
Number of ports interface 2 equipped	1
Number of positions/contacts interface 1	8P/8C
Number of positions/contacts interface 2	8P/8C
Termination data, stranded wire (min. - max.)	
Conductor cross section, stranded wire	AWG 26/7
Conductor cross section, stranded wire	0.141 mm <sup>2</sup>
Conductor diameter, stranded wire (bare copper)	0.483 mm
Conductor diameter, stranded wire (bare copper)	0.019 in.
Cable sheath diameter (min. - max.)	
Cable sheath diameter	6.2 mm

#### Electrical characteristics

Current carrying capacity	max. 1 A
Rated voltage	max. 50 V
Contact resistance	max. 20 mOhm
Through resistance	max. 200 mOhm
Insulation resistance	min. 100 MOhm
Dielectric strength conductor-conductor (primarily)	max. 500 V DC
Dielectric strength conductor-conductor (secondary)	max. 500 V DC

#### Mechanical characteristics

Position/mounting of latch - standard installation position	top
---	-----

#### Materials and material properties

Material - Cable jacket	LSHF (LSOH)
Material - Plug housing interface 1	PC (polycarbonate)
Material - Plug housing interface 2	PC (polycarbonate)
Material - Contact interface 1	CuSn (tin bronze)
Material - Contact interface 2	CuSn (tin bronze)

### Technical Data

#### Materials and material properties

Material - Contact finish interface 1	Au (gold)
Material - Contact finish interface 2	Au (gold)
Material - Contact carriers interface 1	Plastics
Material - Contact carriers interface 2	Plastics
Material - Shield interface 1	CuSn (tin bronze)
Material - Shield interface 2	CuSn (tin bronze)
Material - Shield finish interface 1	Sn (tin)
Material - Shield finish interface 2	Sn (tin)
Halogen free	yes
RoHS	compliant

#### Environmental conditions

Temperature (min. - max.)	
Temperature - Storage Â°C	-20 °C - 60 °C
Temperature - Storage Â°F	-4 °F - 140 °F
Temperature - Operating °C	-20 °C - 60 °C
Temperature - Operating °F	-4 °F - 140 °F
Temperature - Installation Â°C	50 °C
Temperature - Installation Â°F	32 °F - 122 °F

#### Certifications

GHMT PVP	
	
GHMT PVP - Period of validity	2020/01/31
Note on GHMT PVP	Tested lengths: 1, 2, 5, 10 and 20 m

#### The product meets the following standards

Generic cabling systems	
General requirements	ISO/IEC 11801 Ed.2.2:2011-06   DIN EN 50173-1:2011-09 ANSI/TIA-568-C.2
Information technology equipment - Radio disturbance characteristics	DIN EN 55022

Data sheet

Page 5/6

**Patch cord Cat.6<sub>A</sub> AWG 26 10.0 m black**

P/N

130845A000-E

EAN 4250184133735

2019/09/17

Version: AI

## Technical Data

### Classifications

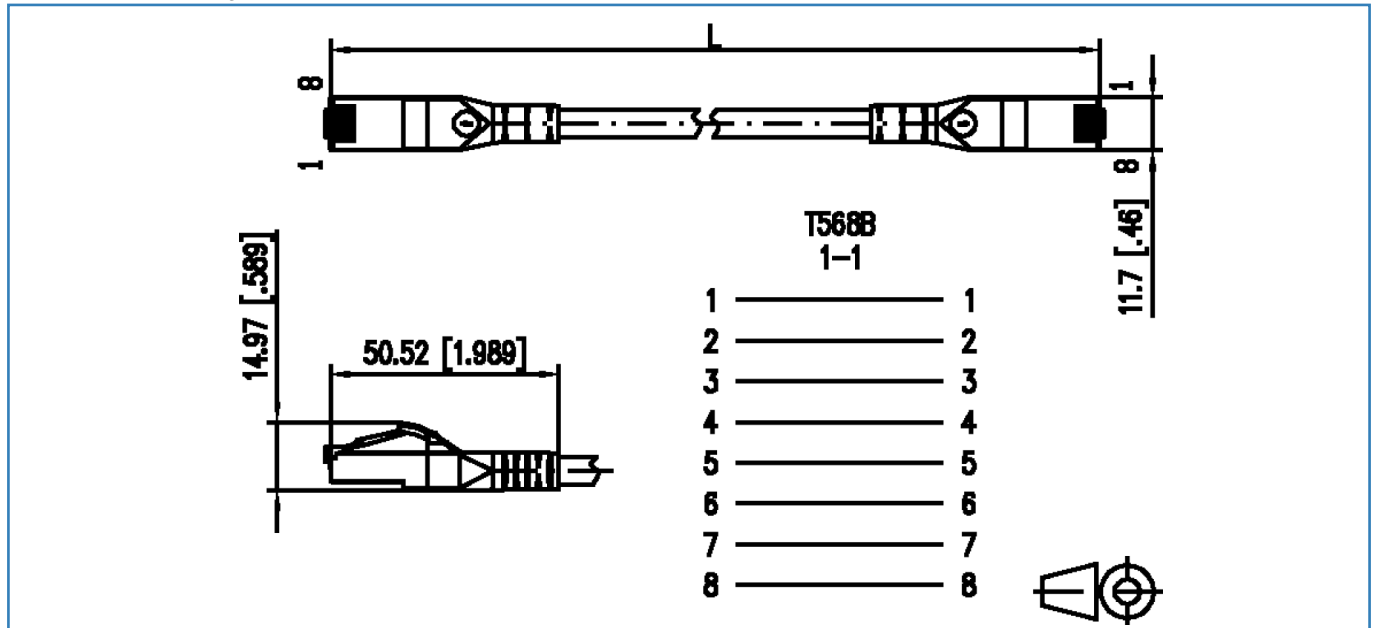
ETIM 5.0	EC001262
ETIM 6.0	EC001262
ETIM 7.0	EC001262

### Packing details

Type of packaging	1 pc(s) / plastic bag
Packaging unit - Weight (gram)	410 g
Packaging unit - Weight (pound)	0.9 lb
Packaging dimension	160 mm x 100 mm x 380 mm
Packaging dimension	6.299 in. x 3.937 in. x 14.961 in.

**Illustrations**

Dimensional drawing



Principle diagram

