

## Data sheet

### Connection line M12 plug straight - M12 plug straight 8-pole, X-coded 10.0 m

Page 1/6


P/N

142M2X11100

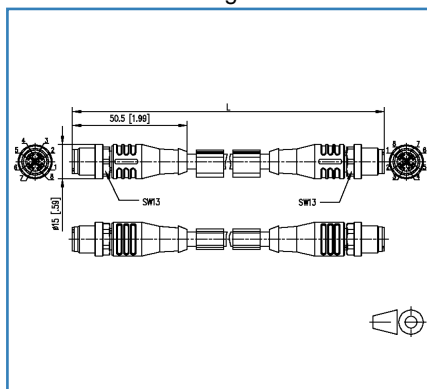
EAN 4250184152729

2018-01-03

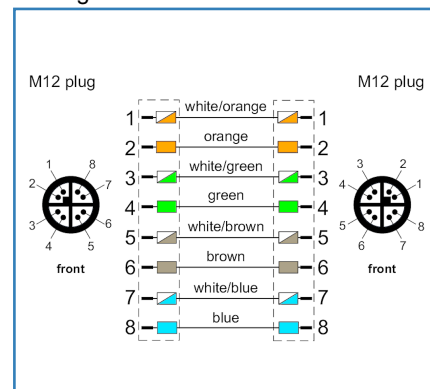
## Illustrations



Dimensional drawing



Wiring



See enlarged drawings at the end of document

## Product specification

- shielded M12 Ethernet connection line
- Cat.6<sub>A</sub>, 8 pole, X-coded
- side 1: M12-plug, straight
- side 2: M12-plug, straight
- extrusion-coated cable on M12 connectors
- stranded wires 4x2xAWG26/7 PiMF
- overall shield tinned copper braid
- 1:1 pin assignment
- green cable, PUR
- variants: 1.0 m, 2.0 m, 5.0 m, 10.0 m
- other cable lengths on request



## Data sheet

Page 2/6

# Connection line M12 plug straight - M12 plug straight 8-pole, X-coded 10.0 m

P/N

142M2X11100

EAN 4250184152729

2018-01-03

## Technical Data

### General Data

Fields of application	Industrial Ethernet
Design	Ethernet-Connection line
Shielding	shielded
Transmission technology	Copper
Cable Type	S/FTP
Number of twisting elements	4
Twisting element	Pair
Wiring	1 - 1
Color coding fiber/ wire(s)	white/orange, orange, white/green, green, white/brown, brown, white/blue, blue
Color	green
Dimensions	
Dimension - Interface 1 (L x W x H)	50.50 x 15.00 x 15.00 mm
Dimension - Interface 1 (L x W x H)	1.988 x 0.591 x 0.591 in.
Dimension - Interface 2 (L x W x H)	50.50 x 15.00 x 15.00 mm
Dimension - Interface 2 (L x W x H)	1.988 x 0.591 x 0.591 in.
Cable length (m)	10.00 m
Labeling option	identification label carrier

### Transmission characteristics

Category (ISO)	6 <sub>A</sub>
----------------	----------------

### Connections/interfaces

Connector technology interface 1	M12-plug
Connector technology interface 2	M12-plug
Coding interface 1	X-coded
Coding interface 2	X-coded
Number of positions/contacts interface 1	8
Number of positions/contacts interface 2	8
Termination data, stranded wire (min. - max.)	
Conductor cross section, stranded wire	AWG 26/7
Conductor cross section, stranded wire	0.141 mm <sup>2</sup>
Conductor diameter, stranded wire (bare copper)	0.483 mm
Conductor diameter, stranded wire (bare copper)	0.019 in.



## Data sheet

Page 3/6

# Connection line M12 plug straight - M12 plug straight 8-pole, X-coded 10.0 m

P/N

142M2X11100

EAN 4250184152729

2018-01-03

## Technical Data

### Connections/interfaces

Cable sheath diameter (min. - max.)

Cable sheath diameter 6.40 mm

Cable sheath diameter 0.236 in.

### Electrical characteristics

Current carrying capacity 0.5 A

Insulation resistance min. 100 MOhm

### Mechanical characteristics

Maximum operating bending radius 64 mm

Maximum operating bending radius 2.52 in.

Maximum installation load 32 mm

Maximum installation load 1.26 in.

Shielding braid coverage 70 %

### Materials and material properties

Material - Conductor Cu (copper)

Material - Conductor Insulation Polyethylen

Material - Cable jacket PUR

Material - Body interface 1 Plastics

Material - Body interface 2 Plastics

Material - Contact interface 1 CuZn (brass)

Material - Contact interface 2 CuZn (brass)

Material - Contact finish interface 1 Au (gold)

Material - Contact finish interface 2 Au (gold)

Material - Contact carriers interface 1 Plastics

Material - Contact carriers interface 2 Plastics

Material - Union nut interface 1 CuZn (brass)

Material - Union nut interface 2 CuZn (brass)

Material - Union nut finish interface 1 Ni (nickel)

Material - Union nut finish interface 2 Ni (nickel)

Material - Pair shield plastic film

Material - Pair shield finish Al (Aluminium)

Material - Main shield Cu (copper) braid

Material - Main shield finish Sn (tin)



Data sheet

Page 4/6

## Connection line M12 plug straight - M12 plug straight 8-pole, X-coded 10.0 m

P/N

142M2X11100

EAN 4250184152729

2018-01-03

### Technical Data

#### Materials and material properties

Flame retardancy	yes
Halogen free	yes
Oil resistance	yes
UV-resistance	yes

#### Environmental conditions

Temperature (min. - max.)	
Temperature - Operating °C	-30 - 70 °C
Temperature - Operating °F	-22 - 158 °F
Particulate ingress interface 1	IP6X when plugged in
Liquid ingress/immersion interface 1	IPX5, IPX7 when plugged in
Particulate ingress interface 2	IP6X when plugged in
Liquid ingress/immersion interface 2	IPX5, IPX7 when plugged in
Pollution degree interface 1	2
Pollution degree interface 2	2

#### Approvals

RoHS	compliant
------	-----------

#### The product meets the following standards

Connectors for electronic equipment	
Free and fixed connectors	IEC 60603-7-51
circular connector	DIN EN 61076-2-109
Multi-element metallic cables used in analogue and digital communication and control	DIN EN 50288-4-2
Test for vertical flame propagation for a single insulated wire or cable	DIN EN 60332-1-2
Measurement of smoke density of cables burning	IEC 61034

#### Classifications

ETIM 5.0	EC002599
ETIM 6.0	EC002599



Data sheet

Page 5/6

## Connection line M12 plug straight - M12 plug straight 8-pole, X-coded 10.0 m

P/N

142M2X11100

EAN 4250184152729

2018-01-03

### Technical Data

#### Packing details

Type of packaging	1 pc(s) / plastic bag
-------------------	-----------------------



Data sheet

Page 6/6

**Connection line M12 plug straight - M12 plug straight  
8-pole, X-coded 10.0 m**

P/N

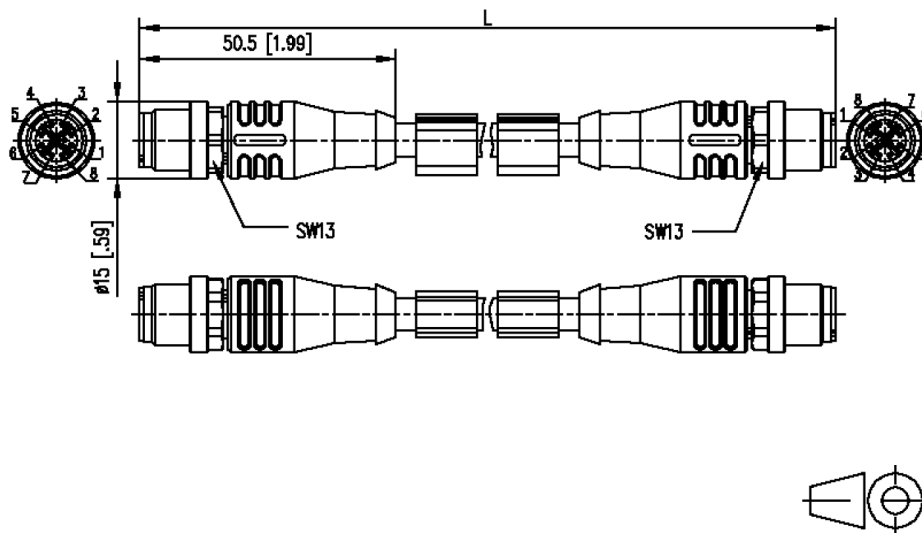
142M2X11100

EAN 4250184152729

2018-01-03

**Illustrations**

Dimensional drawing



Wiring

M12 plug

M12 plug

