


Data sheet

E-DAT Industry patch cord IP67 - IP67 20.0 m

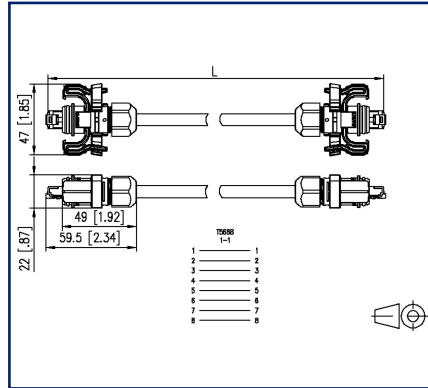
Page 1/7

P/N
141N113K13KB0
EAN 4250184131304
2022/07/26
Version: AI

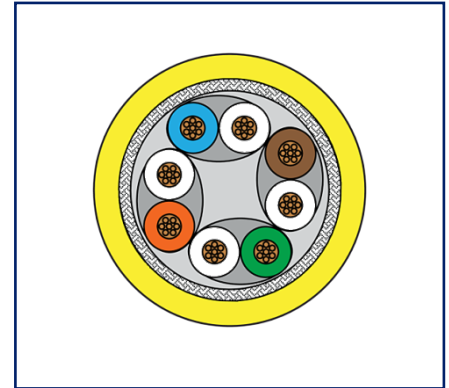
Illustrations



Dimensional drawing



Principle diagram



See enlarged drawings at the end of document

Product specification

- fully shielded Cat.6 patch cable AWG 26/7 S/FTP with PUR cable sheath
- 1:1 assignment
- compliance with class E according to ISO/IEC 11801 Ed.2.2:2011-06, DIN EN 50173-1:2011-09
- yellow cable, gray connector
- cable colors may differ
- for variant IP67 - IP67 the following lengths are available: 1, 2, 5, 10, 15 and 20 m
- for variant IP67 - RJ45 the following lengths are available: 1, 2, 3, 5, 10, 15 and 20 m
- for variant RJ45 - RJ45 the following lengths are available: 1, 2, 3, 5 and 7 m
- other lengths available



Technical Data

General Data

Fields of application	Industrial Ethernet
Mechanical measurement according to MICE	M1
Ingress measurement according to MICE	I1
Climatic measurement according to MICE	C1
Electromagnetic measurement according to MICE	E2
Design	patch cord
Shielding	shielded
Transmission technology	Copper
Cable Type	S/FTP
Number of twisting elements	4
Twisting element	Pair
Wiring	1 - 1
Color	yellow
Dimensions	
Dimension - Interface 1 (L x W x H)	59.5 mm x 47 mm x 22 mm
Dimension - Interface 1 (L x W x H)	2.343 in. x 1.85 in. x 0.866 in.
Dimension - Interface 2 (L x W x H)	59.5 mm x 47 mm x 22 mm
Dimension - Interface 2 (L x W x H)	2.343 in. x 1.85 in. x 0.866 in.
Cable length (m)	20 m

Transmission characteristics

Category (ISO)	6
Class (ISO/IEC)	E
PoE	IEEE 802.3af
PoE plus	IEEE 802.3at
UPoE	yes
Transmission rate up to 1 GBit (Fast Ethernet)	IEEE 802.3ab

Technical Data

Connections/interfaces	
Connector technology interface 1	IP67 plug
Connector technology interface 2	IP67 plug
Number of ports interface 1	1
Number of ports interface 2	1
Number of equipped ports interface 1	1
Number of ports interface 2 equipped	1
Number of positions/contacts interface 1	8P/8C
Number of positions/contacts interface 2	8P/8C
Termination data, stranded wire (min. - max.)	
Conductor cross section, stranded wire	AWG 26/7
Conductor cross section, stranded wire	0.141 mm ²
Conductor diameter, stranded wire (bare copper)	0.483 mm
Conductor diameter, stranded wire (bare copper)	0.019 in.
Cable sheath diameter (min. - max.)	
Cable sheath diameter	5.8
Cable sheath diameter	0.228

Electrical characteristics	
Contact resistance	max. 20 mOhm
Insulation resistance	min. 500 MOhm

Mechanical data	
Life - Number of mating cycles	min. 750
Position/mounting of latch standard installation position	top
Bending radius without load	17.4 mm
Bending radius without load	0.685 in.
Bending radius with load	46.4 mm
Bending radius with load	1.827 in.

P | Cabling

Data sheet

Page 4/7

E-DAT Industry patch cord IP67 - IP67 20.0 m

P/N

141N113K13KB0

EAN 4250184131304

2022/07/26

Version: AI

Technical Data

Materials and material properties

Material - Conductor	Cu (copper)
Material - Conductor Insulation	Foam-Skin Polyethylen
Material - Cable jacket	PUR
Material - Plug housing interface 1	PC UL94 V0
Material - Plug housing interface 2	PC UL94 V0
Material - Protective housing interface 1	PA 6.6 UL94 V0
Material - Protective housing interface 2	PA 6.6 UL94 V0
Material - Contact interface 1	Ph-Br (phosphor bronze)
Material - Contact interface 2	Ph-Br (phosphor bronze)
Material - Contact finish interface 1	Ni + Au (nickel-gold)
Material - Contact finish interface 2	Ni + Au (nickel-gold)
Flame retardancy	yes
Halogen free	yes
Silicone free	no paint wetting interfering substances (LaBS) in the process chain
LaBS Note	subsequent contamination possible due to handling and possible storage in your company
Oil resistance	yes
RoHS	compliant
REACH	compliant

Environmental conditions

Temperature (min. - max.)	
Temperature - Operating °C	-20 °C - 60 °C
Temperature - Operating °F	-4 °F - 140 °F
Temperature - Installation °C	50 °C
Temperature - Installation °F	32 °F - 122 °F

General information

This product is suitable for use in industrial environments inside buildings with IPxy protection class according to DIN EN 60529 specified in this data sheet. Not specified for outdoor applications.

P | Cabling

Data sheet

Page 5/7

E-DAT Industry patch cord IP67 - IP67 20.0 m

P/N

141N113K13KB0

EAN 4250184131304

2022/07/26

Version: AI

Technical Data

Standards/Regulations

Test for vertical flame propagation for a single insulated wire or cable	IEC 60332-1
Measurement of smoke density of cables burning	IEC 61034
Determination of acidity (by measuring the pH value) and conductivity	IEC 60754-2

Classifications

ETIM 5.0	EC001262
ETIM 6.0	EC001262
ETIM 7.0	EC002599
ETIM 8.0	EC002599

Packing details

Type of packaging	1 pc(s) / plastic bag
Packaging unit - Weight (gram)	68 g
Packaging unit - Weight (pound)	0.15 lb



P | Cabling

Data sheet

Page 6/7

E-DAT Industry patch cord IP67 - IP67 20.0 m

P/N

141N113K13KB0

EAN 4250184131304

2022/07/26

Version: AI

Accessories

P/N	Designation
130906-V3-I	Locking clamp for IP67 V6 plug, light gray
130906-V5-I	Locking clamp for IP67 V6 plug, yellow
130906-V6-I	Locking clamp for IP67 V6 plug, blue
130906-V7-I	Locking clamp for IP67 V6 plug, green
130906-V8-I	Locking clamp for IP67 V6 plug, red

P | Cabling

Data sheet

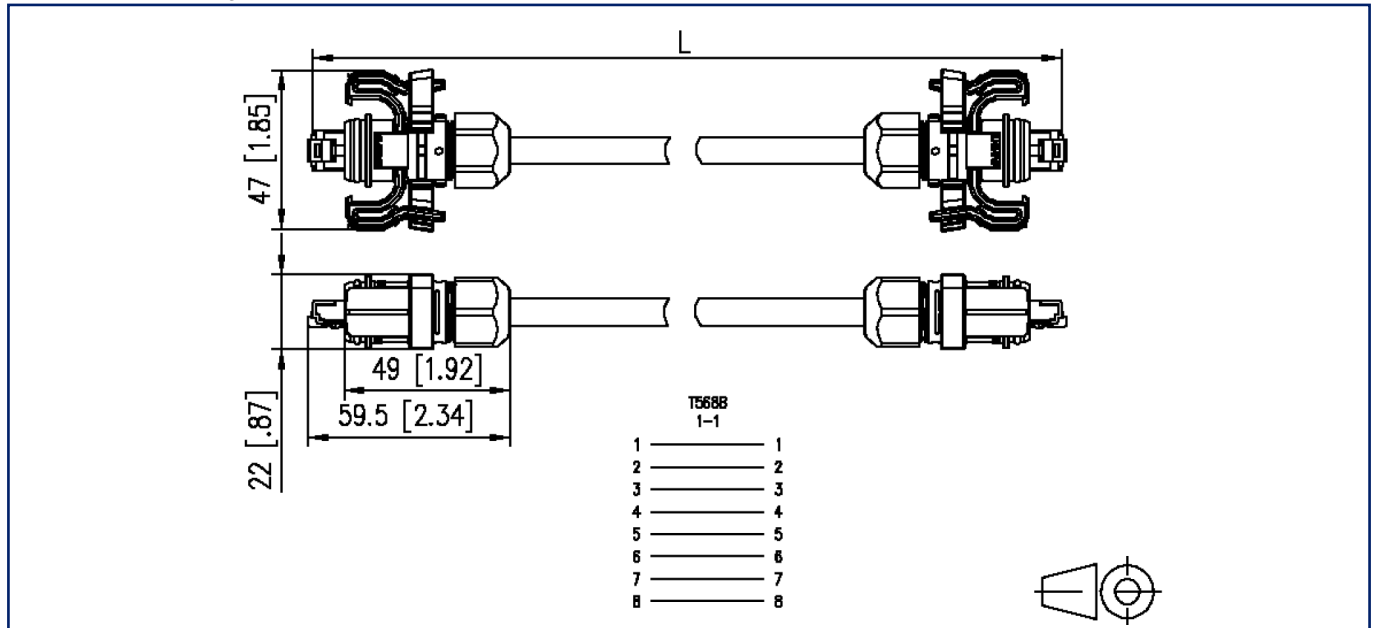
E-DAT Industry patch cord IP67 - IP67 20.0 m

Page 7/7

P/N
141N113K13KB0
EAN 4250184131304
2022/07/26
Version: AI

Illustrations

Dimensional drawing



Principle diagram

