

# Datwyler System Circuit Integrity E30 – E60 / E90 cabling in accordance with DIN 4102-12



**Datwyler type SAS single clamp**

Art. No.:	Type	Ømm	PU/pcs.
1300016	SAS 6 D	5-6	100
1300017	SAS 8 D	7-8	100
1300018	SAS 10 D	9-10	100
1300019	SAS 12 D	11-12	100
1300020	SAS 14 D	13-14	100
1300021	SAS 16 D	15-16	100
1300022	SAS 18 D	17-18	100
1300023	SAS 20 D	19-20	100
1300024	SAS 22 D	21-22	100
1300025	SAS 24 D	23-24	100
1300026	SAS 26 D	25-26	100
1300027	SAS 28 D	27-28	100
1300028	SAS 30 D	29-30	100
1300251	SAS 38 D	29-38	25
1300252	SAS 47 D	38-47	20
1300234	SAS 55 D	47-55	20
1300250	SAS 60 D	55-60	20

**Datwyler type SAS single clamp, pre-assembled with fire protection plug**

Art. No.:	Type
1300956	SAS 8 D - K6x5 S
1300957	SAS 12 D - K6x5 S
1300958	SAS 14 D - K6x5 S
1300959	SAS 16 D - K6x5 S

### Single clamp - type SAS accessories:

**Datwyler**


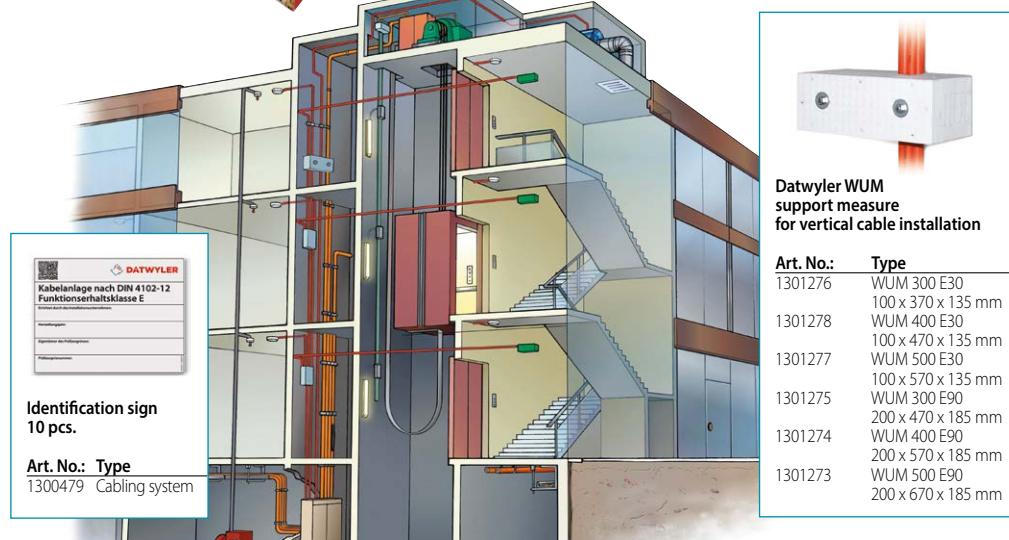
	<b>Plug set, 200 pcs., with SDS1 drill bit</b>
Art. No.:	Type
1300953	Plug set K6x5 S
	<b>Accessory: drill bit</b>
Art. No.:	Type
1300962	SDS1 drill bit
	<b>Accessory: setting tool</b>
Art. No.:	Type
1300963	SMU 6 SM setting tool

### Mounting screws for red bricks and lime-sand bricks:

	<b>Stair bolt, 100 pcs., for brickwork</b>
Art. No.:	Type
3800097	MMS+ St 6/55

**Datwyler Keram installation cables E30 – E90**

	<b>Fire alarm cable, red</b> JE-H(St)H...Bd FE180 E30-E90 JE-H(St)H...Bd FE180 E30 L
	<b>Fire alarm cable, red with steel wire braiding</b> JE-H(St)HRH...Bd FE180 E30-E90
	<b>Wiring cable, orange</b> JE-H(St)H...Bd FE180 E30-E90 JE-H(St)H...Bd FE180 E30 L



**Datwyler WUM support measure for vertical cable installation**

Art. No.:	Type
1301276	WUM 300 E30 100 x 370 x 135 mm
1301278	WUM 400 E30 100 x 470 x 135 mm
1301277	WUM 500 E30 100 x 570 x 135 mm
1301275	WUM 300 E90 200 x 470 x 185 mm
1301274	WUM 400 E90 200 x 570 x 185 mm
1301273	WUM 500 E90 200 x 670 x 185 mm

**Datwyler Keram low-voltage cable, E30 – E60 / E90**

	<b>with protective earth conductor (gn/ye)</b> (N)HXH FE180 E30-E60 / E90
	<b>with concentric protective conductor</b> (N)HXCH FE180 E30-E60 / E90
	<b>with VdS certification for ≥ 16 mm<sup>2</sup></b> (N)HXCH FE180 E90 VdS

**Distribution box for power current - type Hercules distribution box, E30-E90, 1 pc.**

Art. No.:	Type	Inner dimensions	
301382	AHD 263013 E90	260 x 300 x 130 mm	(empty, without base)
301375	HS 263013 E30-E90	260 x 300 x 130 mm	with top hat rail 35 x 7.5 mm 1-row
301376	HS 353013 E30-E90	350 x 300 x 130 mm	with top hat rail 35 x 7.5 mm 2-rows
301377	HS 523013 E30-E90	520 x 300 x 130 mm	with top hat rail 35 x 7.5 mm 3-rows
301378	HI 263013 E30-E90	260 x 300 x 130 mm	with QSA trough for 6 strips
301379	HI 353013 E30-E90	350 x 300 x 130 mm	with QSA trough for 11 strips
301380	HI 523013 E30-E90	520 x 300 x 130 mm	with QSA trough for 13 strips

**Connection / terminal box, E30-E90, 1pc.**

Art. No.:	Type	Outer dimensions (mm)
301391	VAD 3 4x6 PE E30-E90	100 x 100 x 50
301392	VAD 3 3x6 PE plus E30-E90	100 x 100 x 50
301393	VAD 3 6x6 PE E30-E90	175 x 150 x 80
66030400ZY	Add-on fuse element for VAD E30-E90	(M25) 60 x 40
66030300ZY	Installation fuse element for VAD E30-E90	40 x 20 x 20

**Strap clamp, E30 – E90**

Art. No.:	Type	Ø mm	PU/pcs.
1300043	B12D	6-12	100
1300044	B14D	10-14	100
1300045	B16D	12-16	100
1300046	B18D	14-18	100
1300047	B22D	18-22	100
1300048	B26D	22-26	100
1300049	B30D	26-30	100
1300050	B34D	30-34	100
1300051	B38D	34-38	100
1300052	B42D	38-42	100
1300053	B46D	42-46	100
1300054	B50D	46-50	50
1300055	B54D	50-54	50
1300056	B58D	54-58	50
1300057	B64D	58-64	50
1300058	B70D	64-70	50
1300059	B76D	70-76	50
1300060	B82D	76-82	50
1300061	B90D	82-90	50
1300062	B100D	90-100	25
1300063	B110D	100-110	25

**C-shaped rail**

Art. No.:	Type	PU/pcs.
1300064	2970/2 SLD	1 pc=2m

**Datwyler multi cable support with plugs Hermann clamp**

Art. No.:	Type
3800206	Hermann clamp
3800200	Hermann clamp S

**Datwyler E0 multi-cable support in accordance with MLAR 02/2015 3.5.3**

Art. No.:	Type	PU/pcs.
3800086	E0 multi-cable support	25
3800087	E0 S multi-cable support	50

### Strap clamp / Hermann clamp accessories:

	<b>Datwyler plug set, 200 pcs., with SDS1 drill bit</b>
Art. No.:	Type
1300954	KDM plug set
	<b>Accessory: drill bit</b>
Art. No.:	Type
1300962	SDS1 drill bit
	<b>Accessory: setting tool</b>
Art. No.:	Type
1300860	SWM-SM50 setting tool

### Mounting screws for red bricks and lime-sand bricks:

	<b>Panhead screw, 100 pcs., for masonry</b>
Art. No.:	Type
38000980ZX	MMS+ P 6/40 for Multi-cable support

**Note:** Washers M8 DIN 125 (Art. No. 38000990ZX) are required for profile rail mounting.


# Datwyler System Circuit Integrity E30 – E60 / E90 cabling in accordance with DIN 4102-12 INSTALLATION / LAYING TECHNIQUES



General Appraisal Certificates are the basis for all installations!



Datwyler Keramik (N)HXH FE180 E30-E60 (all dimensions)



Datwyler Keramik (N)HXCH FE180 E30-E60 (all dimensions)

Datwyler fastener	horizontal vertical E30	comment
<b>Datwyler single clamp type SAS or TSD or strap clamp B...D on c-shaped rail</b>	1.2 m	Bundles without limits (number/weight) Horizontal installation also possible with plastic armoured conduits or aluminium tube
<b>In-wall installation</b>		Cable to be covered with $\geq 15$ mm thick layer of mineral plaster, parallel installation of multiple cables

Datwyler fastener	horizontal E30	comment
<b>Hermann clamp S small</b>	80 cm	maximum 3 kg/m (e.g. up to 15 cables 3 x 1.5 mm <sup>2</sup> )
<b>Hermann clamp large</b>	80 cm	maximum 6 kg/m (e.g. up to 30 cables 3 x 1.5 mm <sup>2</sup> )
<b>G-duct 50 x 75 mm</b>	1.25 m	G-duct with G-post or with hooked rail, maximum 3 kg/m, up to 16 mm <sup>2</sup>
<b>G-duct <math>\leq 75</math> x 100 mm</b>	1.25 m	G-duct with G-post or with hooked rail, maximum 7.5 kg/m
<b>Steel-armoured conduit and single clamp SAS or strap clamp</b>	1.2 m	up to M63, filling factor up to 60 %, length of cable which is not fixed between conduit ends: maximum 1.2 m
<b>Protective cable duct 60 x 100 mm</b>	50 cm	maximum 16 mm <sup>2</sup> ; maximum load: 3,1 kg/m ceiling installation, 7 kg/m wall installation




General Appraisal Certificate  
P-MPA-E-03-043

Installation on E30 / E90 cable troughs / trays up to 30 kg/m, up to 400 mm wide and up to 1.5 m distance between supports - with or without threaded rod suspension.



Datwyler Keramik (N)HXH FE180 E90 (all dimensions)



Datwyler Keramik (N)HXCH FE180 E90 (all dimensions)

Datwyler fastener	horizontal vertical E90	comment
<b>Datwyler single clamp type SAS or TSD</b>	60 cm	Bundles without limits (number/weight) Horizontal installation also possible with plastic armoured conduits
<b>Strap clamp B...D on c-shaped rail</b>	80 cm	
<b>In-wall installation</b>		Cable to be covered with $\geq 15$ mm thick layer of mineral plaster, parallel installation of multiple cables

Datwyler fastener	horizontal E90	comment
<b>Hermann clamp S small</b>	80 cm	maximum 3 kg/m (e.g. up to 15 cables 3 x 1.5 mm <sup>2</sup> )
<b>Hermann clamp large</b>	80 cm	maximum 6 kg/m (e.g. up to 30 cables 3 x 1.5 mm <sup>2</sup> )



General Appraisal Certificate  
P-MPA-E-04-019

Installation on E30 / E90 cable troughs / trays up to 30 kg/m, up to 400 mm wide and up to 1.5 m distance between supports - with or without threaded rod suspension.



Datwyler Keramik JE-H(ST)H...Bd FE180 E30 L  
Datwyler Keramik JE-H(ST)H...Bd FE180 E30-E90  
Colour: red, with inscription for fire alarm cable



Datwyler Keramik JE-H(ST)H...Bd FE180 E30 L  
Datwyler Keramik JE-H(ST)H...Bd FE180 E30-E90  
Colour: orange



Datwyler Keramik JE-H(ST)HRH...Bd FE180 E30-E90  
Colour: red, with inscription for fire alarm cable

Datwyler fastener	horizontal vertical	comment
<b>Datwyler single clamp type SAS or TSD</b>	E30 1.2 m	Bundles up to 2.5 kg/m
<b>Strap clamp B...D on c-shaped rail</b>	E30 1.2 m E90 80 cm	Horizontal also possible with plastic armoured conduits or aluminium tube
<b>In-wall installation</b>		Cable to be covered with $\geq 15$ mm thick layer of mineral plaster, parallel installation of multiple cables

Datwyler fastener	horizontal	comment
<b>Hermann clamp small and large</b>	E30 80 cm E90 60 cm	maximum 3 kg/m
<b>Steel-armoured conduit and single clamp SAS or strap clamp B...D</b>	E30 1.2 m	$\leq$ M63, filling factor $\leq$ 60 % maximum 2.5 kg/m maximum 600 mm long when not fixed
<b>G-duct with G-post or with hooked rail</b>	E30 1.25 m	50 x 75 mm, maximum 3 kg/m 75 x 100 mm, maximum 7.5 kg/m
<b>Protective cable duct 60 x 100 mm</b>	E30 50 cm	maximum load: 3.1 kg/m ceiling installations, 7 kg/m wall installations
<b>Protective cable duct 26 x 30 mm</b>	E30 50 cm	maximum load: 0.3 kg/m wall and ceiling installations
<b>Cable tray 60 x <math>\leq</math> 400 mm without threaded rod suspension</b>	E30 1.5 m E90 1.5 m <sup>1)</sup>	maximum load: 30 kg/m wall and ceiling installations

<sup>1)</sup> only with Datwyler Keramik JE-H(ST)H...Bd FE180 E30-E90



General Appraisal Certificate  
P-MPA-E-06-030

Installation on E30 / E90 cable troughs / trays up to 20 kg/m, up to 400 mm wide and up to 1.5 m distance between supports - with or without threaded rod suspension.